

spot the

ALIEN



Have you seen me?

If you see any of the 3 below species, please complete and submit this recording card to:

Spot the alien, National Biodiversity Data Centre, WIT West Campus, Carriganore, Waterford.

New Zealand flatworm




- ▲ Very flat body
- ▲ Brown body with pale speckled edges
- ▲ Sticky
- ▲ Pale speckled underside
- ▲ Pointed ends

Harlequin ladybird



- ▲ Highly variable in colour (yellow to orange to black)
- ▲ Variable in number of spots (0-20)
- ▲ Larger size of 6-8mm long & more domed shape than native species
- ▲ Usually reddish to brown legs
- ▲ Can have a distinctive 'M' or 'W' on the pronotum (back of the head)

Red lily beetle



- ▲ Bright red
- ▲ Black head, legs & antennae
- ▲ Elongated body
- ▲ 6-8mm long
- ▲ Bright red eggs laid on underside of leaf in a line
- ▲ Associated with lily plants and fritillaries

For more information on these species and the project, go to:
<http://invasives.biodiversityireland.ie>

Your Contact Details


Name: _____

Address: _____




Email: _____

Tel: _____




We will not pass on your contact details to any third party. If needed for verification purposes we will seek your permission first. Only your name will be displayed and retained with the sighting.



SIGHTING 1

| Tick which Species you saw | Date Seen (DD/MM/YYYY) | Grid Reference | Grid ref. taken from. (eg. OSI Discovery Map, Sat Nav.) | Where was it seen - location name (e.g. townland and county) |
|--|------------------------|------------------|---|--|
| <input type="checkbox"/> New Zealand flatworm  <input type="checkbox"/> Harlequin ladybird  <input type="checkbox"/> Red lily beetle  | | | | |
| Life stage | How many seen | Habitat found in | Comments | Photo Included? |
| <input type="checkbox"/> Egg <input type="checkbox"/> Pupae <input type="checkbox"/> Larva <input type="checkbox"/> Adult | | | | <input type="checkbox"/> Yes <input type="checkbox"/> No |

SIGHTING 2

| Tick which Species you saw | Date Seen (DD/MM/YYYY) | Grid Reference | Grid ref. taken from. (eg. OSI Discovery Map, Sat Nav.) | Where was it seen - location name (e.g. townland and county) |
|--|------------------------|------------------|---|--|
| <input type="checkbox"/> New Zealand flatworm  <input type="checkbox"/> Harlequin ladybird  <input type="checkbox"/> Red lily beetle  | | | | |
| Life stage | How many seen | Habitat found in | Comments | Photo Included? |
| <input type="checkbox"/> Egg <input type="checkbox"/> Pupae <input type="checkbox"/> Larva <input type="checkbox"/> Adult | | | | <input type="checkbox"/> Yes <input type="checkbox"/> No |